


lungarno

CERAMICS



ROYAL



**ROYAL** ROYAL is a limestone-meets-concrete visual that adds texture and depth to most residential and commercial spaces. The gently worn colors and neutral shades of gray create a warm and inviting feel, while the large format size simplifies design and limits grout joints.

**THE DETAILS:**

- 36" x 36" large format porcelain floor tiles

**STYLE IT:**

- Industrial or modern lofts
- Upscale restaurants and kitchens
- Business centers and modern work spaces

# ROYAL

Porcelain Floor Tile



## COLOR AVAILABILITY



Light  
CEROY090002



Mild  
CEROY090005

## SIZE AVAILABILITY

	NOMINAL SIZE	ACTUAL SIZE	THICKNESS	PC/CARTON	SQ.FT/CARTON
	36" x 36"	35.43" x 35.43"	3/8"	2	17.44

# ROYAL

Porcelain Tile



## TECHNICAL SPECIFICATIONS







## FLOOR

 <b>Material Type</b>	Porcelain
 <b>Finish</b>	Matte
 <b>Edge</b>	Rectified
 <b>Color Variation</b>	V3
 <b>Printing</b>	Digital
 <b>Installation</b>	Wall / Floor
 <b>Usage</b>	Residential / Commercial
 <b>Grout Joint Recomm.</b>	1/8"
 <b>Thickness</b>	3/8"
 <b>Shower Pan</b>	No
 <b>Pool Lining*</b>	N/A
 <b>Fireplace Surround*</b>	Yes
 <b>Frost Resistant</b>	Yes

\*Proper installation methods must be followed per project. Please reference TCNA for more information.

## TEST RESULTS

## FLOOR

 <b>Water Absorption (C373)</b>	< 0.5 %
 <b>Breaking Strength (C648)</b>	≥ 250 LBS
 <b>Surface Abrasion (MOHS)</b>	7.0
 <b>Chem. Resistance (C650)</b>	Resistant
 <b>D.C.O.F. (A137.1)</b>	≥ 0.42
 <b>Scratch Hardness (P.E.I)</b>	4

Variations in shade, texture and edge profile are inherent in all glass, ceramic, porcelain and stone tile. Always inspect product prior to installation.



Photo features Light 36" x 36"