



CRETA.

Glazed Porcelain Tile |
Glazed Ceramic Tile |
Natural Cement

Coal

Crete's rich legacy is cemented in history. A vital hub of culture, architecture and innovation

with an artisanal spirit that lives on in the Creta Collection. Serene colors and tonal richness welcome you. A myriad of sizes and shapes delight the eyes with distinctive patterns. Field tiles, small format pieces, and mosaics capture the look of artisan cement. Inspired by a legacy of craftsmanship and timeless innovation, the Creta Collection can turn any space into a true classic.

The CRETA COLLECTION.

Portobello America. Transforming spaces and the way you feel within them.

Creta

Glazed Porcelain Tile | Glazed Ceramic Tile | Natural Cement



White | V3



24x48 NAT RECT | #80138ET
12x24 NAT RECT | #80133ET
8x48 NAT RECT | #204080E

Single Bullnose
3x12 NAT RECT | #80143ET

V4
2x10 MATTE PRESSED | #202742E
Glazed Ceramic Tile

Ash | V3



24x48 NAT RECT | #80139ET
12x24 NAT RECT | #80134ET
8x48 NAT RECT | #204078E

Single Bullnose
3x12 NAT RECT | #80144ET

V4
2x10 MATTE PRESSED | #202743E
Glazed Ceramic Tile

Coal | V3



24x48 NAT RECT | #80140ET
12x24 NAT RECT | #80135ET
8x48 NAT RECT | #204082E

Single Bullnose
3x12 NAT RECT | #80145ET

V4
2x10 MATTE PRESSED | #202744E
Glazed Ceramic Tile

Clay | V3



24x48 NAT RECT | #80141ET
12x24 NAT RECT | #80136ET
8x48 NAT RECT | #204083E

Single Bullnose
3x12 NAT RECT | #80146ET

V4
2x10 MATTE PRESSED | #203393E
Glazed Ceramic Tile

Mos SQ 2x2

White | V3



12x12 NAT
#80148ET

Carven White | V3




8x8 MATTE PRESSED
#203085ET
Natural Cement



Mos SQ 2x2

Ash | V3



12x12 NAT
#80149ET

Carven Ash | V3




8x8 MATTE PRESSED
#203087ET
Natural Cement



Mos SQ 2x2

Coal | V3



12x12 NAT
#80150ET

Carven Coal | V3




8x8 MATTE PRESSED
#203088ET
Natural Cement



Mos SQ 2x2

Clay | V3



12x12 NAT
#80151ET

Carven Clay | V3



8x8 MATTE PRESSED
#203086ET
Natural Cement



TECH DATA

Finish	Freeze Resistant	Shade Variation	Color Body	Water Absorption	Stain Resistant	DCOF AcuTest	Chemical Resistant	Breaking Strength	Mohs Hardness
NAT	Resistant	V3	√	≤ 0.5%	Class A	≥ 0.42	Class A	≥ 275lbf	8
NAT 8x48	Resistant	V4	N/A	≤ 0.5%	Class A	≥ 0.42	Class A	≥ 275lbf	8
MATTE 2X10	N/A	V4	N/A	≤ 3%	Class A	≥ 0.42	Class A	≥ 250lbf	8
MATTE 8X8	N/A	V3	N/A	≤ 20%	Class E	N/A	Class E	≥ 125lbf	N/A

PACKING INFO

PRODUCT SIZE INCHES	ACTUAL SIZE	THICKNESS MM	LBS/ CARTON	PCS/ CARTON	SF/ CARTON	SF/ PALLET	LBS/ PALLET	CARTON/ PALLET	NUMBER OF FACES
2x2 Mosaic	11.73 x 11.73	8	35.01	10	10.00	360.00	1,260.36	36	
2x10	1.95 x 9.85	7	8.85	20	2.69	538.00	1,770.00	200	80
8x8 Carven	8 x 8	20	35.24	12	5.16	247.68	1,691.52	48	12
8x48	7.81 x 47.19	9	54.02	5	12.80	576.00	2,430.90	45	30
12x24	11.69 x 23.46	8	61.16	8	15.50	620.00	2,446.40	40	40
24x48	23.46 x 47.05	8	61.16	2	15.50	542.50	2,140.60	35	30

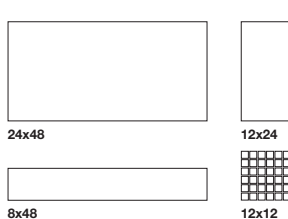
For reference only.

AREAS OF USAGE

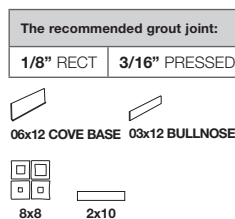
Classification	Reference Category	Suitable
Interior, Dry	ID	√
Interior, Wet	IW	√*
Interior, Wet Plus	IW+	√ 2x2 NAT
Exterior, Wet	EW	
Oils/Greases	O/G	

* Except Natural Cement products.

FORMATS



GROUT JOINT



MORE INFO:



#WHYTILE



TCNA

