





Field* - 8" x 16" (41810)



Field* - 10" x 10" (41803)



Field - 5" x 5" (41802)



Stained Insert*
3" x 3" (41801)



Field* - 8" x 16" (41510)



Field* - 10" x 10" (41503)



Field - 5" x 5" (41502)



Stained Insert*
3" x 3" (41501)



Field* - 8 7/8" x 12 1/4" Felipe (41805)



Field* - 6 3/4" x 7 7/8" Estela (41806)



Field* - 7 7/8" Octagon (41804)



Field* - 8 7/8" x 12 1/4" Felipe (41505)



Field* - 6 3/4" x 7 7/8" Estela (41506)



Field* - 7 7/8" Octagon (41504)



Base - 4" x 8" (41809)



Crown - 2" x 5" (41807)



Dome - 3/4" x 5" (41808)



Beak - 1 1/4" x 6" (41812)



Quarter Round - 1 1/4" x 5" (41811)



Base - 4" x 8" (41509)



Crown - 2" x 5" (41507)



Dome - 3/4" x 5" (41508)



Beak - 1 1/4" x 6" (41512)



Quarter Round - 1 1/4" x 5" (41511)



Field* - 8" x 16" (41610)



Field* - 10" x 10" (41603)



Field - 5" x 5" (41602)



Stained Insert*
3" x 3" (41601)



Field* - 8" x 16" (41710)



Field* - 10" x 10" (41703)



Field - 5" x 5" (41702)



Stained Insert*
3" x 3" (41701)



Field* - 8 7/8" x 12 1/4" Felipe (41605)



Field* - 6 3/4" x 7 7/8" Estela (41606)



Field* - 7 7/8" Octagon (41604)



Field* - 8 7/8" x 12 1/4" Felipe (41705)



Field* - 6 3/4" x 7 7/8" Estela (41706)



Field* - 7 7/8" Octagon (41704)




Base - 4" x 8" (41609)



Crown - 2" x 5" (41607)



Dome - 3/4" x 5" (41608)



Beak - 1 1/4" x 6" (41612)



Quarter Round - 1 1/4" x 5" (41611)




Base - 4" x 8" (41709)



Crown - 2" x 5" (41707)



Dome - 3/4" x 5" (41708)



Beak - 1 1/4" x 6" (41712)



Quarter Round - 1 1/4" x 5" (41711)



Pictured : **Naturalis** | Field* - 8" x 16" (41510), Field* - 7 7/8" Octagon (41504), Stained Insert* - 3" x 3" (41501)
Contempo | Braganca Pattern - 5" x 5" (40304), Santarem Décor - 5" x 5" (40315),
Santa Inez - 3" x 3" (40332), San Simeon - 3" x 3" (40333)



Algarve Pattern - 5" x 5" (40302)



Santarem Décor - 5" x 5" (40315)



Algarve Pattern - 5" x 5" (40202)



Santarem Décor - 5" x 5" (40215)



Braganca Pattern - 5" x 5" (40304)



Lisbon Pattern - 5" x 5" (40306)



Braganca Pattern - 5" x 5" (40204)



Lisbon Pattern - 5" x 5" (40206)



Algarve Pattern - 5" x 5" (40102)




Santarem Décor - 5" x 5" (40115)



Braganca Pattern - 5" x 5" (40104)



Lisbon Pattern - 5" x 5" (40106)



FINISHING PIECES



Alentejo Pattern - 5" x 5" (40110)



Litoral Pattern - 5" x 5" (40108)



Alentejo Pattern - 5" x 5" (40210)



Litoral Pattern - 5" x 5" (40208)



Alentejo Pattern - 5" x 5" (40310)



Litoral Pattern - 5" x 5" (40308)



San Leandro - 3" x 3" (40131)



Santa Inez - 3" x 3" (40132)



San Simeon - 3" x 3" (40133)



San Leandro - 3" x 3" (40231)



Santa Inez - 3" x 3" (40232)



San Simeon - 3" x 3" (40233)



San Leandro - 3" x 3" (40331)




Santa Inez - 3" x 3" (40332)




San Simeon - 3" x 3" (40333)

HAND PAINTED INSERTS




PRODUCT OFFERINGS


|  HAND PAINTED | Algarve Pattern 5" x 5" | Braganca Pattern 5" x 5" | Lisbon Pattern 5" x 5" | Santarem Decor 5" x 5" | Litoral Pattern 5" x 5" | Alentejo Pattern 5" x 5" | San Leandro 3" x 3" | Santa Inez 3" x 3" | San Simeon 3" x 3" |
|--|----------------------------|-----------------------------|---------------------------|---------------------------|----------------------------|-----------------------------|------------------------|-----------------------|-----------------------|
| Terra | 40102 | 40104 | 40106 | 40115 | 40108 | 40110 | 40131 | 40132 | 40133 |
| Traditional | 40202 | 40204 | 40206 | 40215 | 40208 | 40210 | 40231 | 40232 | 40233 |
| Contempo | 40302 | 40304 | 40306 | 40315 | 40308 | 40310 | 40331 | 40332 | 40333 |

|  FIELD TILE | Field Tile* 8" x 16" | Field Tile* 10" x 10" | Field Tile* 7 7/8" Octagon | Field Tile 5" x 5" | Field Tile* 8 7/8" x 12 1/4" Felipe | Field Tile* 6 3/4" x 7 7/8" Estela |
|--|-------------------------|--------------------------|-------------------------------|-----------------------|---|--|
| Viride | 41610* | 41603* | 41604* | 41602 | 41605* | 41606* |
| Ignus | 41710* | 41703* | 41704* | 41702 | 41705* | 41706* |
| Brunus | 41810* | 41803* | 41804* | 41802 | 41805* | 41806* |
| Naturalis | 41510* | 41503* | 41504* | 41502 | 41505* | 41506* |

|  INSERTS MOULDINGS FINISHING PIECES | Crown 2" x 5" | Dome 3/4" x 5" | Base 4" x 8" | Stained Insert* 3" x 3" | Quarter Round 1 1/4" x 5" | Beak 1 1/4" x 6" | 2 Ounce Stain Bottle |
|---|------------------|-------------------|-----------------|----------------------------|------------------------------|---------------------|-------------------------|
| Viride | 41607 | 41608 | 41609 | 41601* | 41611 | 41612 | 41613 |
| Ignus | 41707 | 41708 | 41709 | 41701* | 41711 | 41712 | 41713 |
| Brunus | 41807 | 41808 | 41809 | 41801* | 41811 | 41812 | 41813 |
| Naturalis | 41507 | 41508 | 41509 | 41501* | 41511 | 41512 | |



Field* - 8" x 16"



Field* - 10" x 10"



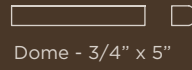
Beak - 1 1/4" x 6"



Hand Painted/
Stained Insert*
3" x 3"



Hand Painted/
Field - 5" x 5"




Dome - 3/4" x 5"



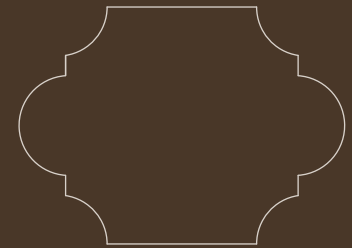
Crown - 2" x 5"




Quarter Round - 1 1/4" x 5"




Base - 4" x 8"



Field* - 8 7/8" x 12 1/4" Felipe



Field* - 6 3/4" x 7 7/8" Estela



Field* - 7 7/8" Octagon

Cover Image: **TERRA** | Lisbon Pattern - 5" x 5" (40106),
VIRIDE | Field - 8" x 16" (41610)

Please Note:

All product shots are artistic interpretations of actual product. Due to the nature of the printing process, we recommend obtaining physical samples of product for actual color representation.

VIA is a signature handcrafted terracotta line. Due to the nature of these handcrafted tiles, sizes listed are nominal and shade variation can be expected between lots. Blending of product is recommended for best installation results. Installation practices for handcrafted terracotta should be followed.

*Indicated items are 16.5mm thick floor rated field tiles. All other field tiles and hand painted items not indicated with an asterisk are 10mm thick.

Designed & imported by Jeffrey Court in California.

620 Parkridge Avenue
Norco, California 92860

P | 951.340.3383
F | 951.340.2429

www.JeffreyCourt.com

