






STARRY WHITE



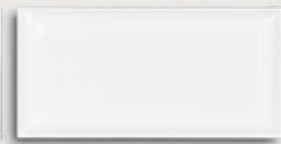
Field - 3" x 12" (21105)




Beveled Field - 3" x 12" (21106)



Field - 3" x 6" (21103)



Beveled Field - 3" x 6" (21104)



Brushwork Mosaic- 12 ³/₈" x 13" (21114)

MOUNTAIN MIST




Field - 3" x 12" (21405)




Beveled Field - 3" x 12" (21406)



Field - 3" x 6" (21403)



Beveled Field - 3" x 6" (21404)



Brushwork Mosaic - 12 ³/₈" x 13" (21414)





ENCHANTED SHADOW



Field - 3" x 12" (21605)




Beveled Field - 3" x 12" (21606)



Field - 3" x 6" (21603)

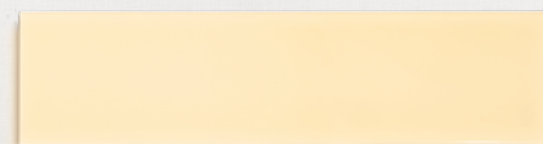


Beveled Field - 3" x 6" (21604)

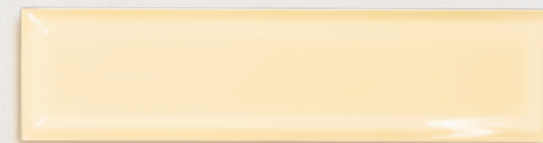


Brushwork Mosaic - 12 ^{3/8}" x 13" (21614)


NATURAL BURLAP



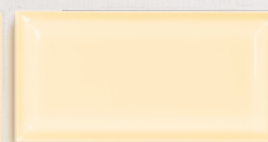
Field - 3" x 12" (21305)




Beveled Field - 3" x 12" (21306)



Field - 3" x 6" (21303)




Beveled Field - 3" x 6" (21304)




Brushwork Mosaic - 12 ^{3/8}" x 13" (21314)


CRISP LINEN



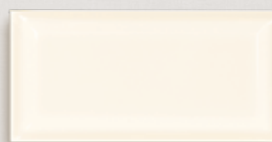
Field - 3" x 12" (21205)




Beveled Field - 3" x 12" (21206)



Field - 3" x 6" (21203)



Beveled Field - 3" x 6" (21204)



Brushwork Mosaic - 12 ^{3/8}" x 13" (21214)

ANTIQUE LACE



Field - 3" x 12" (21505)




Beveled Field - 3" x 12" (21506)



Field - 3" x 6" (21503)



Beveled Field - 3" x 6" (21504)



Brushwork Mosaic - 12 ^{3/8}" x 13" (21514)



Organic | Composition - 11 3/4" x 11 3/4" (21716)



Natural | Composition - 11 3/4" x 11 3/4" (21717)



Organic | Brushwork - 12 3/8" x 13" (21816)



Natural | Brushwork - 12 3/8" x 13" (21817)




Gesso - 11 1/2" x 11 1/2" (21919)




Varnish - 11 1/2" x 11 1/2" (21920)




**TRIM PIECES SHOWN IN STARRY WHITE.
AVAILABLE IN ALL SIX COLORS.**



SBN - 3" x 6" (21108)



DBN - 3" x 3" (21107)




Beveled Field 3" x 3" (21102)




Grand Moulding - 4 1/2" x 6" (21112)




Sash Moulding - 2 1/2" x 6" (21111)



Rail Moulding - 7/8" x 6" (21110)




Beam Moulding - 1 3/16" x 6" (21109)



Ramp Edge Moulding - 1/2" x 6" (21101) †

† Allows for edge finishing of both flat and beveled field tiles in substitution to bullnose elements.

COLOR PALETTE*




STARRY WHITE




MOUNTAIN MIST




ENCHANTED SHADOW



CRISP LINEN




NATURAL BURLAP




ANTIQUE LACE


*Please reference item chart on back for item numbers of colors not shown.

PRODUCT OFFERINGS

| | | | | | | | | | | | | | | | |
|--|---------------|-----------------------|----------------|------------------------|-----------------------|--------------------------------|--------------------------------|--------------------------------------|----------------------------|-------------------------|---------------------------|----------------------------|------------------------------|-------------------------|-------------------------|
|  | Field 3" x 6" | Beveled Field 3" x 6" | Field 3" x 12" | Beveled Field 3" x 12" | Beveled Field 3" x 3" | Studio Glass 11 1/2" x 11 1/2" | Brushwork Mosaic 12 3/8" x 13" | Composition Mosaic 11 3/4" x 11 3/4" | Beam Moulding 1 3/16" x 6" | Rail Moulding 7/8" x 6" | Sash Moulding 2 1/2" x 6" | Grand Moulding 4 1/2" x 6" | Ramp Edge Moulding 1/2" x 6" | Double Bullnose 3" x 3" | Single Bullnose 3" x 6" |
| Starry White | 21103 | 21104 | 21105 | 21106 | 21102 | | 21114 | | 21109 | 21110 | 21111 | 21112 | 21101 | 21107 | 21108 |
| Crisp Linen | 21203 | 21204 | 21205 | 21206 | 21202 | | 21214 | | 21209 | 21210 | 21211 | 21212 | 21201 | 21207 | 21208 |
| Natural Burlap | 21303 | 21304 | 21305 | 21306 | 21302 | | 21314 | | 21309 | 21310 | 21311 | 21312 | 21301 | 21307 | 21308 |
| Mountain Mist | 21403 | 21404 | 21405 | 21406 | 21402 | | 21414 | | 21409 | 21410 | 21411 | 21412 | 21401 | 21407 | 21408 |
| Antique Lace | 21503 | 21504 | 21505 | 21506 | 21502 | | 21514 | | 21509 | 21510 | 21511 | 21512 | 21501 | 21507 | 21508 |
| Enchanted Shadow | 21603 | 21604 | 21605 | 21606 | 21602 | | 21614 | | 21609 | 21610 | 21611 | 21612 | 21601 | 21607 | 21608 |
| Gesso | | | | | | 21919 | | | | | | | | | |
| Varnish | | | | | | 21920 | | | | | | | | | |
| Natural Blend | | | | | | | 21817 | 21717 | | | | | | | |
| Organic Blend | | | | | | | 21816 | 21716 | | | | | | | |



Field
3" x 12"



Field
3" x 6"



Beveled
3" x 3"




DBN
3" x 3"




Grand Moulding
4 1/2" x 6"




Rail Moulding
7/8" x 6"




Ramp Edge
1/2" x 6"



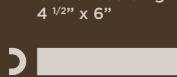
Beveled Field
3" x 12"



Beveled Field
3" x 6"




SBN
3" x 6"




Beam Moulding
1 3/16" x 6"




Sash Moulding
2 1/2" x 6"



Studio Glass
11 1/2" x 11 1/2"



Composition - 11 3/4" x 11 3/4"



Brushwork - 12 3/8" x 13"

Cover Image: Varnish - 11 1/2" x 11 1/2" (21920),
Antique Lace Rail Moulding (21510) & Field - 3" x 12" (21505)

¹The values vary from lot to lot. ²Dry & Wet values from independent test laboratory. ³Class I Light Traffic Areas, Class II Medium Light Traffic Areas, Class III Medium Traffic Areas, Class IV Heavy Traffic Areas, Class IV+ Heavy Traffic Areas (High Resistance to scratches and stains)

PLEASE NOTE:

All product shots are artistic interpretations of actual product. Due to the nature of the printing process, we recommend obtaining physical samples of product for actual color representation.

Designed & imported by Jeffrey Court in California.

620 Parkridge Avenue
Norco, California 92860

P | 951.340.3383
F | 951.340.2429

www.JeffreyCourt.com

PRODUCT TESTING

| Properties ¹ | ASTM | ANSI | Results |
|--------------------------------------|------------|------------------------|--------------------|
| Coefficient of Friction ² | C-1028 | VARIABLES VARIABLES | Dry .75 Wet .77 |
| Abrasion ³ | C1027 | Class II | 600 Rev. |
| Scratch Hardness | Mohs Scale | N/A | 6.0 Mohs |
| Break Strength | C-648 | >125lbf | 269lbf |
| Water Absorption | C-373 | Non-vitreous | 16.3% |
| Thickness | N/A | N/A | 10mm |

