

TOMEI PATTERNS



1/2 x 1 Mini Brick
(11.5mm x 25mm)



1 x 1 Mosaic
(25mm x 25mm)



Falling Water



3 x 6
(75mm x 150mm)



Liner (1/2 x 5 3/4)
(11.5mm x 144mm)



3 x 9
(75mm x 225mm)



3 x 12
(75mm x 300mm)

Material thickness: 8 mm • Color shown: Petra • Finish shown: Natural (unless otherwise indicated)



Tomei [toe-may]

adjective

Origin: Japanese

1. Transparent

We've designed the Tomei glass series with a palette and style inspired by the great modern architects: Gehry, Hadid and Mies van der Rohe. Carefully curated, the colors accentuate architecture while providing a versatile blueprint for decorating any space. The selection of formats can be used simply or combined to create graphic appeal.

Please visit LunadaBayTile.com for our complete product offerings, applications and installation instructions.

© 2015 Lunada Bay Tile. All Rights Reserved



LUNADA
BAYTILE

TOMEI



Natural Canvas | Silk



Natural Cotton | Silk



Natural Ashley Cream | Silk



Natural Cloth | Silk




Natural Vellum | Silk



Natural Basket | Silk



Natural Wheat | Silk



Natural Safari | Silk



Natural Platinum Green | Silk




Natural Ascot Mint | Silk




Natural Petra | Silk



Natural Loft | Silk



Natural Mink | Silk



Natural Cocoa | Silk



Natural Donnington Green | Silk



Natural Oxford Green | Silk



Natural Farmington Green | Silk



Natural Evergreen | Silk



Natural Silver Green | Silk



Natural Woodland Green | Silk




Natural Haze | Silk



Natural Wedgewood Blue | Silk



Natural Sherborne Grey | Silk



Natural Woolstone | Silk