





Elongated Hex - 12 1/8" x 10 5/8" (12203)



2" x 4" Brick - 12" x 12 3/8" (12204)




Elevation Brick - 11 7/8" x 9 7/8" (12205)



Mini Brick - 11 3/8" x 11 5/8" (12206)



Field - 3" x 6" (12207)



Liner - 3/4" x 6" (12208)

LAVA STONE - GALVANIZED



Elongated Hex - 12 1/8" x 10 5/8" (12103)



2" x 4" Brick - 12" x 12 3/8" (12104)



Elevation Brick - 11 7/8" x 9 7/8" (12105)




Mini Brick - 11 3/8" x 11 5/8" (12106)



Field - 3" x 6" (12107)



Liner - 3/4" x 6" (12108)





Elongated Hex - 12 1/8" x 10 5/8" (12303)



2" x 4" Brick - 12" x 12 3/8" (12304)



Elevation Brick - 11 7/8" x 9 7/8" (12305)



Mini Brick - 11 3/8" x 11 5/8" (12306)




Field - 3" x 6" (12307)



Liner - 3/4" x 6" (12308)


1" HEXAGON



Ivory - 11 1/4" x 11 1/4" (12604)



Classic - 11 1/4" x 11 1/4" (12605)



Distressed - 11 1/4" x 11 1/4" (12606)



Welded - 11 1/4" x 11 1/4" (12607)




Pictured: **Ivory 1" Hexagon** - 11 1/4" x 11 1/4" (12604) ; **Distressed 1" Hexagon** - 11 1/4" x 11 1/4" (12606)


HOUR GLASS MOSAICS



Dawn - 11 5/8" x 12" (12601)



Dusk - 11 5/8" x 12" (12602)



Midnight - 11 5/8" x 12" (12603)



Pictured: **Dusk Hour Glass Mosaic** - 11 5/8" x 12" (12602)



Carbon - 10 7/8" x 12 1/4" (12701)



Oxygen - 10 7/8" x 12 1/4" (12702)



Nitrogen - 10 7/8" x 12 1/4" (12703)




Cadmium - 10 7/8" x 12 1/4" (12704)



DISTRICT BRICK + LINER




Plaster - 2 1/4" x 7 3/4" (12801)



Plaster - 1/2" x 7 3/4" (12901)




Canvas - 2 1/4" x 7 3/4" (12802)



Canvas - 1/2" x 7 3/4" (12902)




Concrete - 2 1/4" x 7 3/4" (12803)



Concrete - 1/2" x 7 3/4" (12903)




Copper - 2 1/4" x 7 3/4" (12804)



Copper - 1/2" x 7 3/4" (12904)



Titanium - 2 1/4" x 7 3/4" (12806)



Titanium - 1/2" x 7 3/4" (12906)





Field - 8" x 16" (12908)




Field - 3" x 6" (12907)


PRODUCT OFFERINGS

MOSAICS	Elongated Hex - 12 1/8" x 10 5/8"	2" x 4" Brick - 12" x 12 3/8"	Elevation Brick - 11 7/8" x 9 7/8"	Mini Brick - 11 3/8" x 11 5/8"	1" Hexagon - 11 1/4" x 11 1/4"	Hour Glass - 11 5/8" x 12"	Industrie Glass - 10 7/8" x 12 1/4"
Galvanized	12103	12104	12105	12106			
Reclaimed	12203	12204	12205	12206			
*Cast Iron	12303	12304	12305	12306			
Ivory					12604		
Classic					12605		
Distressed					12606		
Welded					12607		
Dawn						12601	
Dusk						12602	
Midnight						12603	
Carbon							12701
Oxygen							12702
Nitrogen							12703
Cadmium							12704


FIELD TILES+ LINERS	District Brick - 2 1/4" x 7 3/4"	District Brick - 2 1/4" x 7 3/4"	Liner - 3/4" x 6"	District Liner - 1/2" x 7 3/4"	District Liner - 1/2" x 7 3/4"	Field - 3" x 6"	Yesterday's Glass Field - 8" x 16"	Yesterday's Glass Field - 3" x 6"
Galvanized			12108			12107		
Reclaimed			12208			12207		
*Cast Iron			12308			12307		
Plaster	12801			12901				
Canvas	12802			12902				
Concrete	12803			12903				
Copper		12804			12904			
Titanium		12806			12906			
Yesterday's Glass							12908	12907



Elongated Hex -
12 1/8" x 10 5/8"




2" x 4" Brick -
12" x 12 3/8"




Mini Brick -
11 3/8" x 11 5/8"




Yesterday's Glass Field - 8" x 16"




Elevation Brick -
11 7/8" x 9 7/8"



Industrie Glass -
10 7/8" x 12 1/4"



1" Hexagon -
11 1/4" x 11 1/4"




District Liner -
1/2" x 7 3/4"

Field - 3" x 6"




Liner - 3/4" x 6"



Yesterday's Glass Field - 3" x 6"



District Brick -
2 1/4" x 7 3/4"



Hour Glass - 11 5/8" x 12"

Cover Image: **Reclaimed Elongated Hex** - 12 1/8" x 10 5/8" (12203)

Please Note:

All product shots are artistic interpretations of actual product. Due to the nature of the printing process, we recommend obtaining physical samples of product for actual color representation.

Chapter 12 Ashland & Halsted was designed to have shade variation reflective of antiqued materials. As such, these products should be treated as a combination of natural stone & handcrafted ceramic with a shade variation value of 3 or greater. We strongly recommend laying out and blending the tiles from multiple cartons prior to installation. This step will ensure a proper color blend in order to achieve a classic look.

*Jeffrey Court highly recommends sealing all "Cast Iron" mosaics, field tiles, and liners with a high quality sealer prior to grouting to ensure an easy cleaning and as part of a maintenance regimen. Consult your sealer manufacturer for reapplication recommendations as part of an ongoing maintenance routine.

Designed & imported by Jeffrey Court in California.

620 Parkridge Avenue
Norco, California 92860

P | 951.340.3383
F | 951.340.2429

www.JeffreyCourt.com



C-CH12-2015