

CONTINENT DP

Digital Porcelain

Glazed Porcelain
Floor & Wall Tile



floridatile

CONTINENT DP Digital Porcelain

BY **floridatile**

Designed with a rustic aesthetic in three strong earth colors, the Continent^{DP} collection offers a change from the contemporary Florida Tile line. The palette is full of strong graphics and tones that work together to create a natural variation and is complimented by a strong texture. The surface of the tile is reminiscent of a slate with long linear clefing that lends both a realistic look to the surface, but creates a soft touch.

The product line also includes a glass listello to match all three colors, M12 mosaic and full bullnose package. Continent HDP has been tested and passed the new DCOF AcuTest for commercial floor installations, is GREENGUARD and Porcelain Tile Certified, includes up to 40% pre-consumer recycled content and is made in the USA.



29936 Coastal Sand



29927 Sierra Clay



29914 Delta Haze

Shown on Cover: 29927 6x6 & 12x12 Sierra Clay, 29900/L1x8.75 Artesian Glass Listello



DIGITAL PRINTING

- **Marble, Travertine, Wood, Fabric, Text, Concrete**
- **Can duplicate any graphic image on a tile**
- **Allows for huge range of color and variation**
- **Glaze is durable and exceeds all ANSI/ ASTM standards**
- **Graphic goes to edge of tile, eliminating "pillow" effect**
- **Trims can be matched exactly using the same glazing process**
- **Environmentally safe process is low maintenance with no waste**

Digital Porcelain by Florida Tile utilizes the most technically advanced glazing system in the industry today, digital printing. Like the technology that changed the television industry, Digital Printing on ceramic and porcelain brings you the most realistic image possible, except it is on a tile.

Like any digital image, the graphics on tiles are made up of millions of small dots of color; higher the quantity and smaller the dots, the higher the definition. While this concept is simple in theory, it has taken decades of painstaking work to bring the technology from the research and development laboratories to the production line. Continuing to be an innovator in the industry, Florida Tile was the first manufacturer to use this technology in the United States.



COASTAL SAND


Shown: 29936 6x6, 12x12, 12x24 Coastal Sand, 29900/L1x8.75 Artesian Glass Listello



29936 6x6
Coastal Sand



29936 12x12
Coastal Sand




29936 12x24
Coastal Sand



29936/M12
Coastal Sand Mosaic



29936/P36C9 & PB3169
Coastal Sand Cove Base &
Cove Base Corner




29936/CR2x12 & CRS2x1
Coastal Sand Chair Rail &
Chair Rail Stop (not shown)



29900/L1x8.75
Artesian Glass Listello




Shown: 29927 6x6 & 12x12 Sierra Clay, 29900/L1x8.75 Artesian Glass Listello



29927 6x6
Sierra Clay



29927 12x12
Sierra Clay



29927 12x24
Sierra Clay



29927/M12
Sierra Clay Mosaic



29927/P36C9 & PB3169
Sierra Clay Cove Base &
Cove Base Corner



29927/CR2x12 & CRS2x1
Sierra Clay Chair Rail &
Chair Rail Stop (not shown)



29900/L1x8.75
Artesian Glass Listello



DELTA HAZE

Shown: 29914 12x12 & 12x24 Delta Haze



29914 6x6
Delta Haze




29914 12x12
Delta Haze



29914 12x24
Delta Haze



29914/M12
Delta Haze Mosaic



29914/P36C9 & PB3169
Delta Haze Cove Base &
Cove Base Corner



29914/CR2x12 & CRS2x1
Delta Haze Chair Rail &
Chair Rail Stop (not shown)



29900/L1x8.75
Artesian Glass Listello



Shown: 29936 6x6, 12x12, 12x24 Coastal Sand,
29900/L1x8.75 Artesian Glass Listello



Shown: 29927 12x12 Sierra Clay



Shown: 29914 12x12 & 12x24 Delta Haze



Shown: 29927 12x12 Sierra Clay

CONTINENT DP^{DP}

BY **floridatile**

Typical Uses


Continent^{DP} glazed porcelain floor & wall tile is appropriate for all residential and commercial wall, countertop and backsplash applications. Residential and light commercial floor applications.

Properties	ASTM	ANSI	Results ¹
DCOF AcuTest ²	A137.1	≥0.42	Pass
Durability Classification ³	C1027	N/A	Class IV
Glaze Hardness	Mohs Scale	N/A	7 Mohs
Break Strength	C-648	250 lbs.	365 lbs. avg
Water Absorption	C-373	<0.5%	<0.5%
Thickness			8mm (6 x 6, 12 x 12) 9mm (12 x 24)

¹ These values vary from lot to lot. All test results are from independent laboratory tests.

² ANSI A137.1-2012 standard, ceramic tiles selected for level interior spaces expected to be walked upon when wet must have a minimum wet DCOF AcuTest value of 0.42

³ Class I Light Residential, Class II Residential, Class III Heavy Residential Lt Commercial, Class IV Commercial, Class V Heavy Commercial



V2 = Slight Variation
Clearly distinguishable differences in texture and/or pattern with similar colors.



Recycled Content



floridatile

Field Tile

Nominal Size ¹	Metric (cm)	Pcs./Sq Ft ²
6" x 6"	15x15	4
12" x 12"	30x30	1
12" x 24"	30x60	.5

¹ These values may vary from lot to lot.

² These values are based on actual sizes including the grout joint.

Trim	Shape	SKU	Nominal Size	Metric
Bullnose		P43C9	3"x12"	7.5x30
Bullnose		S4669	6"x6"	15x15
Outside Corner		SN4669	6"x6"	15x15
Cove Base		P36C9	6"x12"	15x30
Cove Base Corner		PB3169	1"x6"	2.5x30

Color Variations

Color reproductions in this printed piece may vary from actual tile colors. Final selection should be made from actual tile samples.