

Bellevue Park, We took the popularity of a multi width and multi length plank and separated it into its own individual planks. **Bellevue Park** features a very realistic EIR finish with painted bevels. **Bellevue Park** truly has all the bells and whistles. **Bellevue Park** is a SPC rigid core product with a 20 MIL ceramic bead finish locked together with the Unilin Locking system.



CALICO







EARTHTON



GREYSTONE



NORTHERN TWILIGHT

PHYSICAL CONSTRUCTION	
Construction	SPC
Finish	UV Cured Urethane with Ceramic Bead
Installation Method	Unilin Click
Size	5"x 24" 7"x 48" 9"x 48" Nominal
Wear Layer Thickness	20 mil
Overall Thickness	5.5 mm
SPC Core Thickness	4 mm
Attached Cushion	IXPE Attached Cushion
Pieces Per Carton	8
Carton Quantity	14 sf
Carton Weight	23.94 lbs
Cartons per Pallet	102
Pallet Quantity	1,428 sf
Pallet Weight	2,492 lbs
Container	22,848 sf
WARRANTIES	
LTD. 25 Year Residential Wear Warranty	   
LTD. 10 Year Commercial Warranty	
LTD. Lifetime Structure Warranty	

Specifications are based on averages from manufacturing process and may vary within normal industry tolerances. Components may be changed without notice due to raw material shortages and/or technological improvements. Such variances do not affect performance.